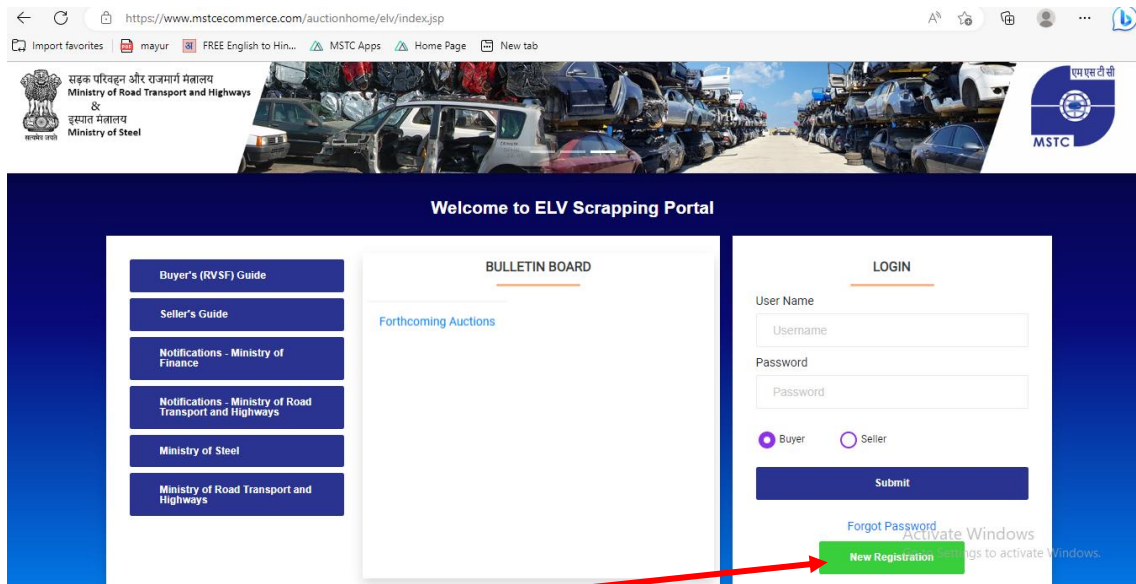


Steps to be followed by an Individual seller for selling its ELV to the RVSF

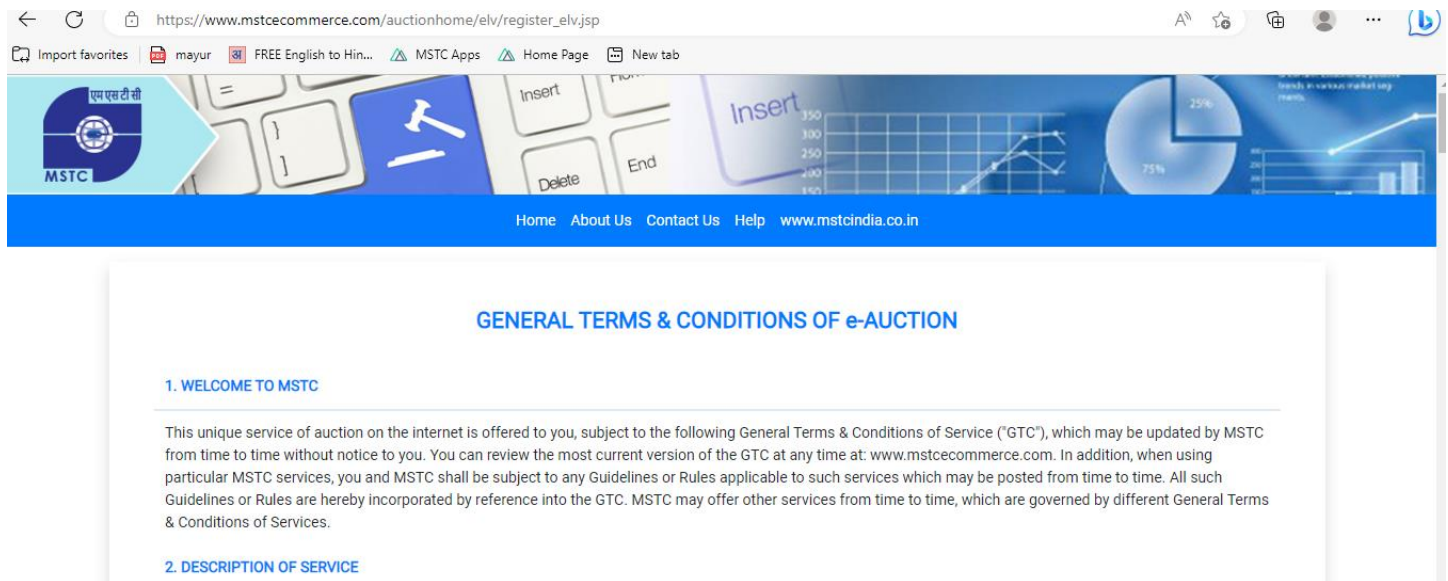
The Steps to be followed by an Individual seller willing to dispose/sale its ELV to the RVSF is as under:

1. Registration by individual Seller: The individual seller shall have to register with MSTC by filling his/her KYC detail.

a. Open web site <https://www.mstcecommerce.com/auctionhome/elv/index.jsp>.



b. Click on the "New Registration" Button



26. VIOLATIONS

Please report any violations of the GTC to the Dealing Department.

27. DEBARMENT / BLACK-LISTING

The Seller and/or MSTC reserve the right to black-list, debar any bidder/buyer due to any act of omission or commission or fraudulent acts indulged or caused to be indulged by such bidder/buyer in the course of bidding process and/or in the execution or performance of any of the contracts which may be awarded to the bidder/buyer pursuant to the e-Auction, provided however, that the Seller and/or MSTC shall be obliged to allow an opportunity of being heard to such bidder/buyer before any order of black-listing/debarment could be passed. Any such order of black-listing/debarment that may be passed by the Seller and/or MSTC shall be without prejudice to other right of actions available to the Seller and/or MSTC against the bidder/buyer under the e-Auction Terms & conditions.

[Glossary](#) | [Privacy Policy](#) | [Back](#) | [Hindi Version](#)

[Register as Buyer](#) | [Register as Individual Seller](#) | [Register as Institutional Seller](#)

Activate Windows
Go to Settings to activate Win

Best viewed in Internet Explorer (v10+) | Copyright © MSTC Limited. All Rights Reserved.

c. On the next Page the "General Terms and Condition of e-Auction" shall open. At the bottom of this page click on the "Register as Individual Seller" button.



Terms of Sale for Individual Sellers/Owners of ELV

By filling the online form and registering with MSTC as an individual seller, the owner of the Vehicle confirms his intent to disposing his vehicle through Registered Vehicle Scrapping Facility (RVSF). The terms of such sale between Owner and RVSF shall be as under.

1. TRANSFER OF POSSESSION AND CUSTODY OF VEHICLE

- 1.1 The Owner shall, on finalisation of the terms of sale, convey and transfer the Vehicle to RVSF. The Owner shall also hand over to RVSF, the original set of keys to the Vehicle, and all the documents relating to the Vehicle.
- 1.2 RVSF (Buyer) shall, in consideration of the procurement of the Vehicle, pay to the Owner an amount as mutually agreed by the Parties post examination/ valuation of the Vehicle, which shall be accepted by the Owner as full and final consideration for the Vehicle. No further payment or compensation shall be due to the Owner or any other person claiming through the Owner.
- 1.3 Upon receipt of the consideration set out herein, the Owner shall have no further claim upon the Vehicle, and RVSF shall be authorized to deal with the individual spare parts, and steel scrap as it deems fit, as permitted by applicable laws and regulations.

2. OBLIGATIONS OF THE OWNER

Activate Windows
Go to Settings to activate Windows.

8.3 **Arbitration:** Failing any amicable settlement or dispute as per clause 8.1 the same shall be resolved by way of arbitration by a sole Arbitrator to be appointed mutually by the buyer and seller. In case any party fails to appoint the arbitrator within 30 days of invocation of the arbitrator as per the provision of Arbitration and Reconciliation Act 1996 (as amended). The venue of the Arbitration shall be the location of the RVSF (Buyer). Cost of the Arbitration shall be borne equally by the parties. The Award of the Arbitrator shall be fixed and binding on the parties to the Arbitration.

8.4 The court under whose jurisdiction the RVSF/Collection Centre of RVSF is located shall have exclusive jurisdiction over any Dispute.

9. MISCELLANEOUS :

9.1 **Severance:** If any provision or part-provision of the Agreement is or becomes invalid, illegal or unenforceable, it shall be deemed modified to the minimum extent necessary to make it valid, legal and enforceable.

9.2 **Amendments:** It is mutually agreed by the Parties that no variation or amendment of this Agreement shall be effective unless it is in writing and duly executed by Parties hereto.

9.3 **Relationship:** None of the provisions of this Agreement shall be deemed to constitute a partnership between the Parties hereto and no Party shall have any authority to bind or shall be deemed to be the agent of the other in any way.

9.4 **Entire Agreement:** This Agreement, including and together with any related annexures sets forth the entire agreement and understanding between the Parties with respect to the subject matter hereof and supersedes and cancels all earlier discussions and negotiations of understandings, agreements, whether written or oral, express or implied, between them.

Agree Disagree

Activate Windows

d. Agree to the "Terms of Sale for Individual Sellers/Owners of ELV" and fill the online Form.

https://www.mstcecommerce.com/auctionhome/elv/registration.jsp

Import favorites | mayur | FREE English to Hin... | MSTC Apps | Home Page | New tab

इस्पात मंत्रालय
Ministry of Steel

MSTC

Registering as an Individual ELV Seller

RULES

- 1) One email address and one mobile number can be used for one registration only.
- 2) Correct OTP as received in email and mobile number should be entered in the appropriate fields before clicking on Submit button.
- 3) OTP is valid for 30 minutes only.
- 4) After successful validation of OTP, fill up the registration form and upload necessary documents (if any).
- 5) If cancel is clicked, the form will be reset and user will be able to enter email and mobile and generate OTP again.

REGISTRATION

Enter Email
Enter your email

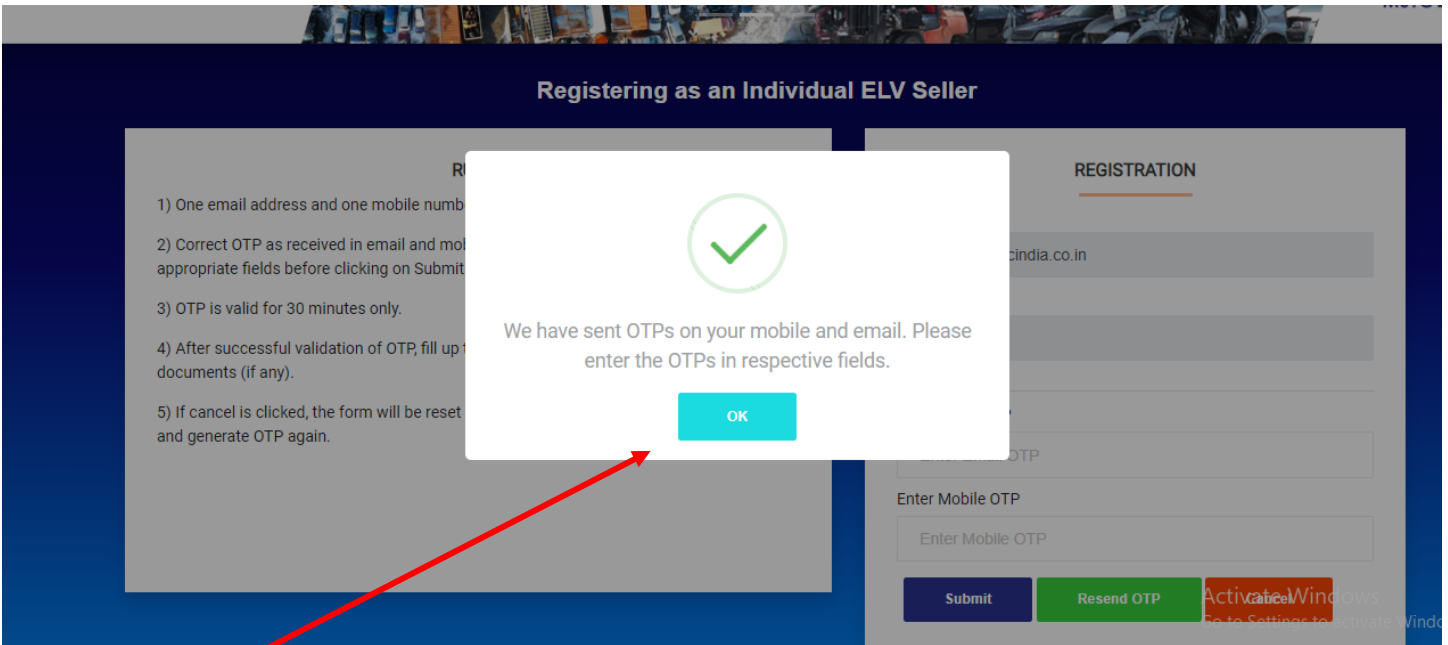
Enter Mobile
Enter your mobile no

Enter Captcha:
Enter Captch 1b18b Refresh

Generate OTP

Activate Windows
Go to Settings to activate Windows.

On the next page enter the email and mobile number and enter the Captcha and press the Generate OTP button. (Before entering the Captcha press the refresh button and enter the new Captch). The e-mail and mobile number should be unique and shall be verified through OTP based system.



Press the OK Button

- e. Enter the OTP received at your email as well as the OTP received at your mobile number.
- f. After verification of e-mail and mobile number, on the next page the Seller registration form appears.

SELLER REGISTRATION FORM

You are registering as: Individual Seller

Name
(As per your GST or PAN) *:

Street/ Location*:

City*:

State/ Union Territory:

PIN*:

Preferred User Id*:

Password*:

Confirm Password*:

Email*:

Email*: vikash@mstcindia.co.in

Mobile*: 9903042449

Do you have GST Registration: Yes No

PAN*:

Seller has to fill the form.

The seller creates its user-id and Password themselves during the process of filling the above registration form. (Seller may check whether the user id entered is available or not from the "Check Availability" Button also while creating the password seller is advised to refer to the "Check Password Policy")

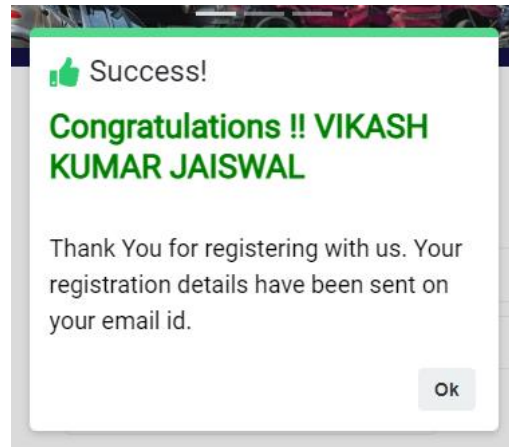
The user id should be unique.

If the seller do not have GST registration they may Choose the Option "No" and enter the PAN number and press the "Check Pan" Button to verify check the PAN number. Once the PAN is verified press the preview button.

Preview of Seller Registration Form

You are registering as:	Individual Seller
Name (As per your GST or PAN) *:	VIKASH KUMAR JAISWAL
Address:	10/1 TARAMONI GHAT ROAD
City:	KOLKATA
Pincode:	700041
State:	West Bengal
Email:	vikash@mstcindia.co.in
Mobile:	9903042449
Preferred User Id:	VIKASHELV
GST No.:	
PAN No.:	AGHPJ5644E

Check the Preview and if the details are OK press the "Submit" button.



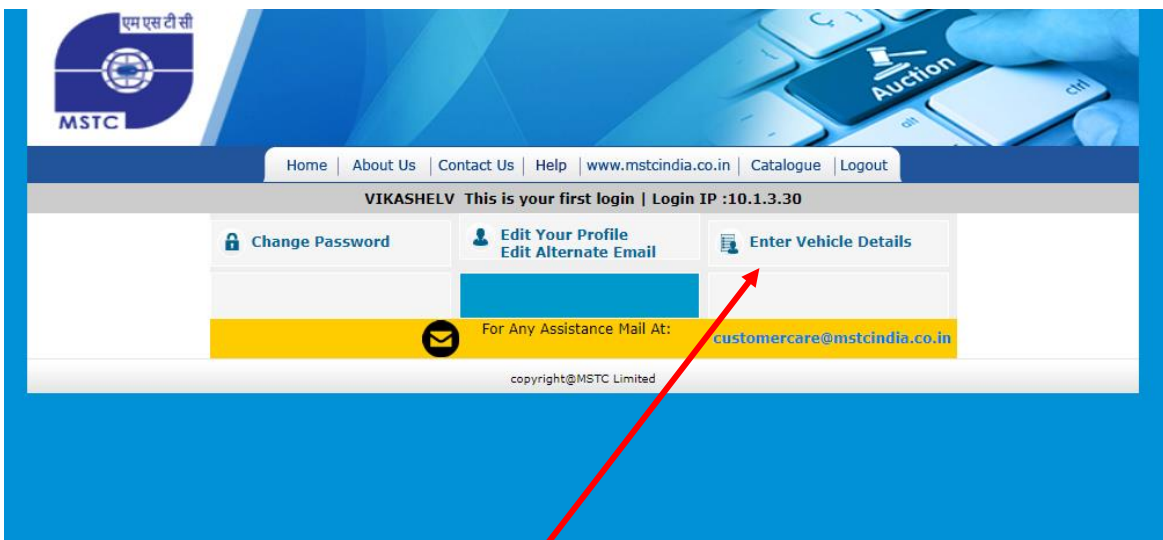
The seller is successfully Registered.

2. The seller registration shall be automatically activated.

Once the seller is successfully registered, he can use the ELV homepage to enter the user id and password used during registration and log-in to the portal.

Seller logging in for the first time, need to change its "Primary Level" password.

ONCE THE PASSWORD IS CHANGED THE SELLER IS GUIDED TO HIS DASHBOARD.



4. Seller needs to press the "Enter Vehicle Detail" to enter the Vehicle detail. On the Next Page a new form with name Vehicle Detail appears.

VEHICLE DETAILS

Vehicle Type:	<input type="text" value="--Select--"/>	
Category of Vehicle:	<input type="text" value="--Select--"/>	
RC Number:	<input type="text"/>	(Details can be fetched from mParivahan App.)
Engine Number:	<input type="text"/>	
Make and Model:	<input type="text"/>	
Year of Manufacturing:	<input type="text"/>	
De-registration Done:	<input type="radio"/> Yes <input type="radio"/> No	
Expected Price:	<input type="text"/>	
Name of the Vehicle Owner:	<input type="text" value="VIKASH KUMAR JAISWAL"/>	
Vehicle in Working Condition:	<input type="radio"/> Yes <input type="radio"/> No	
Address for Pick Up:	<input type="text" value="10/1 TARAMONI GHAT ROAD"/>	
City:	<input type="text" value="KOLKATA"/>	
PIN:	<input type="text" value="700041"/>	
State:	<input type="text" value="West Bengal"/>	
Email:	<input type="text" value="vikash@mstcindia.co.in"/>	
Mobile:	<input type="text" value="9903042449"/>	

Submit

LIST OF VEHICLES UPOADED IN LAST PAST 30 DAYS

Vehicle Type	RC Number	Engine Number	More Info	Delete from Listing
No data found !				

Activate Windows
Go to Settings to activate Windows.

Enter the vehicle details as required in the form.

VEHICLE DETAILS

Vehicle Type:	Four-Wheeler (Car/Jeep/SUV/Ambulance) ▼
Category of Vehicle:	Offered by owner to Vehicle Scrapping facility ▼
	<small>Offered by owner to Vehicle Scrapping facility: Any other vehicle voluntarily offered to a Registered Vehicle Scrapping Facility for scrapping, by the owner.</small>
RC Number:	WB02AA2349 <small>(Details can be fetched from mParivahan App.)</small>
Engine Number:	K10BN4388587
Make and Model:	Maruti Zen Extillo
Year of Manufacturing:	2012
De-registration Done:	<input type="radio"/> Yes <input checked="" type="radio"/> No
Expected Price:	25000
Name of the Vehicle Owner:	VIKASH KUMAR JAISWAL
Vehicle in Working Condition:	<input checked="" type="radio"/> Yes <input type="radio"/> No
Address for Pick Up:	10/1 TARAMONI GHAT ROAD
City:	KOLKATA
PIN:	700041
State:	West Bengal ▼
Email:	vikash@mstcindia.co.in
Mobile:	9903042449

PRESS THE SUBMIT BUTTON

The following Pop-up message appears.

cma.mstcauction.com says

Once submitted, you will not be allowed to update any details. Do you want to continue?

Press the OK Button.

Your vehicle has been successfully uploaded.

Vehicle in Working Condition: Yes No

Address for Pick Up: 10/1 TARAMONI GHAT ROAD

City: KOLIKATA

PIN:

State:

Email:

Mobile:

[Submit](#)

Success!
Vehicle Details are saved successfully!

[ok](#)

LIST OF VEHICLES UPLOADED IN LAST PAST 30 DAYS

Vehicle Type	RC Number	Engine Number	More Info	Delete from Listing
Four-Wheeler (Car/Jeep/SUV/Ambulance)	WB02AA2349	K10BN4388587	Click Here	Delete

[System](#) [Activate Windows](#)
 Go to Settings to activate Windows.

5. The seller shall respond to the RVSF's contacting them and once the deal with any of the RVSF is finalized, they shall comply with the agreed terms between them and RVSF.
6. Once the deal between Seller and RVSF is agreed upon, the seller shall provide the RVSF with his/her bank details for transfer of payments.
7. The seller shall accept the payment agreed upon with the RVSF and hand over the documents and ELV to the RVSF.
8. The seller shall collect the COD (Certificate of Deposit) from the RVSF.
9. Once the COD is received, the seller shall enter the COD details in MSTC's web site from its login.
10. Seller can upload more than one ELV details from its login through the same registration.
11. If the seller does not upload any ELV detail within 15 days from online registration, the login shall be deactivated.
12. In case the seller does not upload any new vehicles with 90 days from his earlier transaction, the seller login shall be deactivated.
13. Once the sale is finalized, seller can delete the vehicle details from the system to prevent further calls from RVSF's